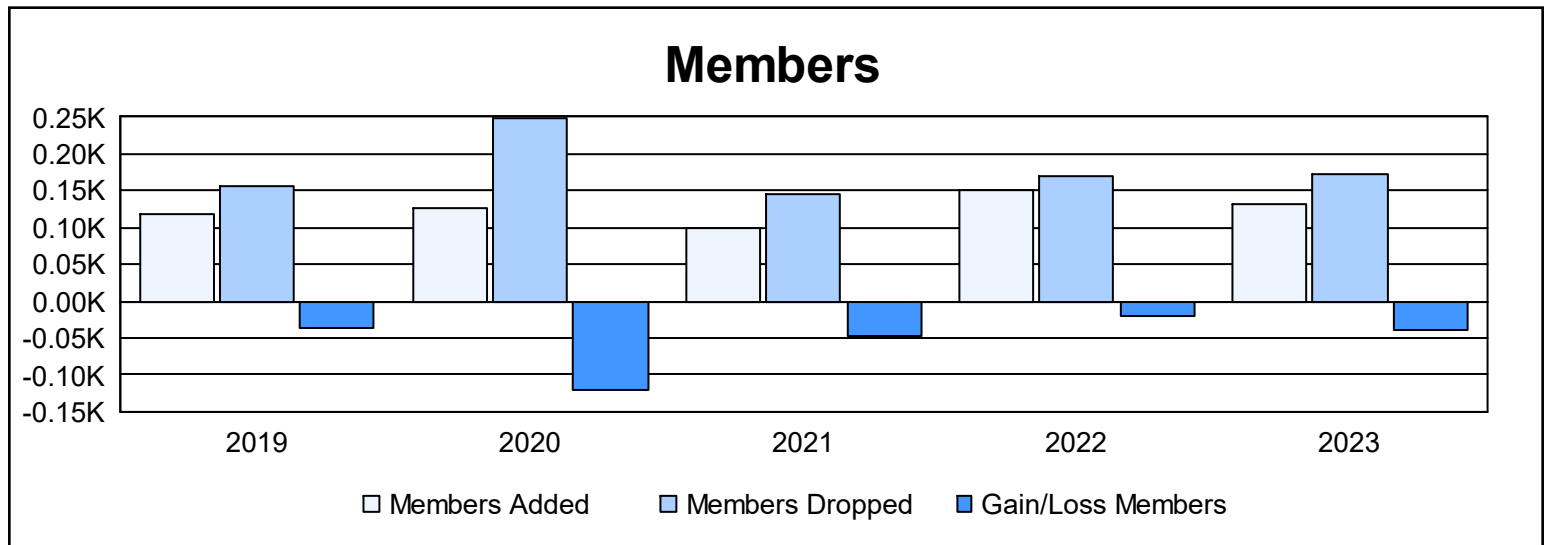
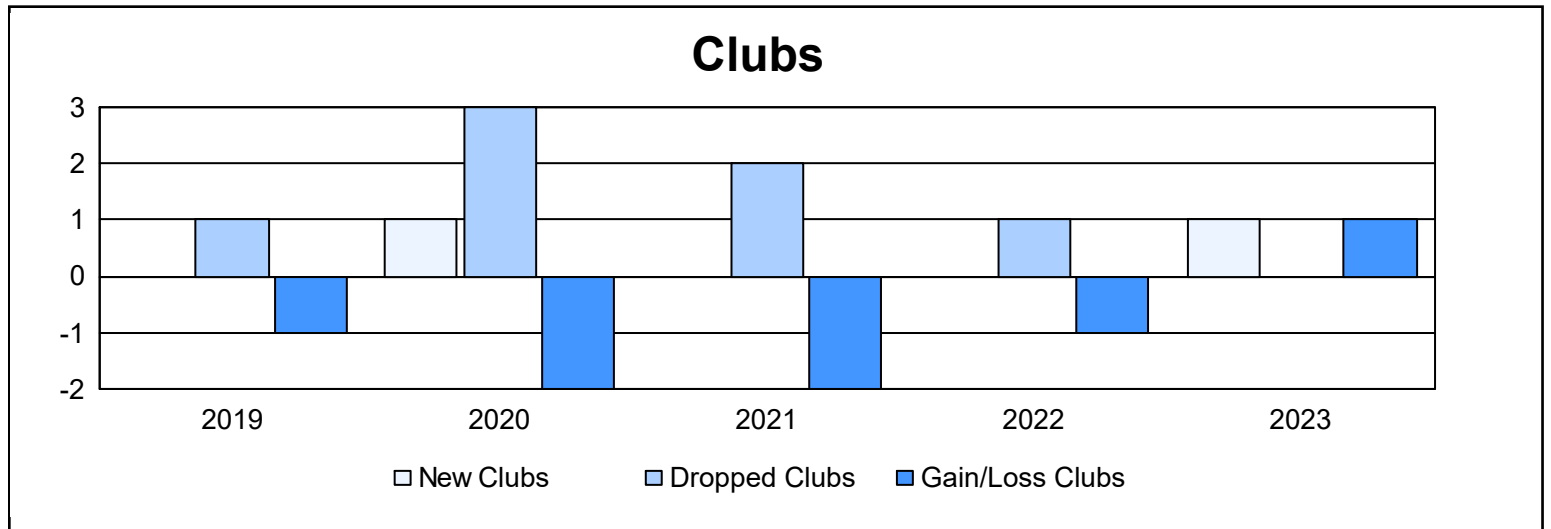
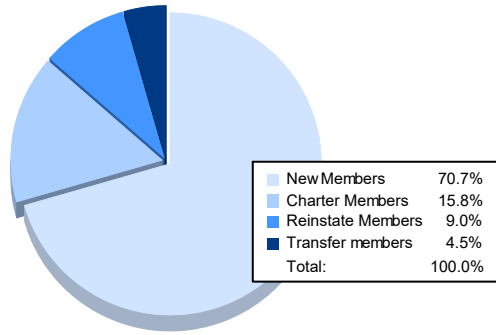


| Year           | New Clubs | Dropped Clubs | Gain/ Loss Clubs | New Members | Charter Members | Reinstate Members | Transfer Members | Total Member Added | Total Members Dropped | Gain/ Loss Members |
|----------------|-----------|---------------|------------------|-------------|-----------------|-------------------|------------------|--------------------|-----------------------|--------------------|
| 2018-2019      | 0         | 1             | -1               | 108         | 0               | 4                 | 7                | 119                | 156                   | -37                |
| 2019-2020      | 1         | 3             | -2               | 85          | 24              | 9                 | 9                | 127                | 248                   | -121               |
| 2020-2021      | 0         | 2             | -2               | 82          | 3               | 1                 | 13               | 99                 | 146                   | -47                |
| 2021-2022      | 0         | 1             | -1               | 120         | 0               | 24                | 7                | 151                | 171                   | -20                |
| 2022-2023      | 1         | 0             | 1                | 94          | 21              | 12                | 6                | 133                | 173                   | -40                |
| <b>Average</b> | <b>0</b>  | <b>1</b>      | <b>-1</b>        | <b>98</b>   | <b>10</b>       | <b>10</b>         | <b>8</b>         | <b>126</b>         | <b>179</b>            | <b>-53</b>         |



### Membership Composition June 2023 Cumulative



### Gender Composition June 2023 Cumulative

